

**REDISCOVERY OF OXYPORUS FLOHRI,  
(COLEOPTERA: STAPHYLINIDAE), FROM  
MEXICO AND NEW DISTRIBUTIONAL RECORDS  
OF TWO OTHER MEXICAN OXYPORUS 1,2**

José Luis Navarrete-Heredia<sup>3</sup>, Juan Márquez-Luna<sup>4</sup>

ABSTRACT: First state records for three *Oxyporus* species are provided: *Oxyporus balli* from México, *O. flohri* from Veracruz, and *O. mexicanus* from Nayarit and Jalisco.

The purpose of this paper is to confirm the distribution of *O. flohri* in Veracruz and to provide new distributional records of two other Mexican *Oxyporus*. Specimens were collected associated with mushrooms as is usual in this genus. They are deposited in the following collections: Colección Entomológica del Centro de Estudios de Zoología, Universidad de Guadalajara, Zapopan (CZUG); Instituto de Biología, UNAM, Ciudad de México (IBUNAM), Instituto de Ecología, Xalapa (IE), American Museum of Natural History, New York (AMNH), Canadian National Collection, Ottawa, (CNC), Field Museum of Natural History, Chicago (FMNH), Snow Entomological Museum, University of Kansas (KSEM), J.L. Navarrete, Zapopan (JLN), and J. Márquez-Luna, Ciudad de México (JML).

*Oxyporus flohri* Sharp

*Oxyporus flohri* was described by Sharp (1887) based on two specimens collected by Mr. Flohr at Alto del Tizar, a questionable locality in México. One century later, Campbell (1990) collected two females in Guatemala "from small gilled mushrooms", and suggested that its type locality is probably in the mountainous areas of Chiapas. Two years later, Navarrete-Heredia (1992) provided a locality named Alto del Tizar in Veracruz, near Naolinco. However, since no specimens of *O. flohri* have been collected recently from or near Alto del Tizar in Veracruz, it is not certain that this locality is the same as the type locality.

During a recent field trip by the junior author to Veracruz, one female specimen was collected at Xico, Coatepec (Fig. 1) associated with a fleshy

<sup>1</sup> Received August 18, 1994. Accepted September 6, 1994.

<sup>2</sup> Contribution Numb. 2 from Entomología, Centro de Estudios de Zoología, Universidad de Guadalajara.

<sup>3</sup> Entomología, Centro de Estudios de Zoología, CUCBA, Universidad de Guadalajara, Apdo. Postal 234, 45101 Zapopan, Jalisco, México.

<sup>4</sup> Lab. de Morfofisiología Animal, Fac. de Ciencias, UNAM, 04510 México D.F., México.

mushroom on a decaying log. This is the first record of an *Oxyporus* from eastern Mexico and for this reason the specimens of *O. flohri* collected in Veracruz suggest that the Alto del Tizar in this state is in fact the type locality for this species. Other beetles collected on the same sporophores were: *Triplax alvarengai* Johnson, *Aegithus rufipennis* Chevr., *Mycotretus* sp. (Erotylidae); *Epipocus* sp. (Endomychidae), and unidentified hydrophilid species. The mushroom's host was unidentified but physical description and associated beetles suggested that it belongs to *Pleurotus* sp.

Campbell (1990) described some variation in the Guatemalan specimens with respect to the lectotype. The single one examined by us is similar to the specimen from Sierra de las Minas (Guatemala) and differs from the lectotype described by Campbell (1969) in having a vitta along the midline of the pronotum and a vague vitta on the midline of head; temples, prosternum, mesosternum, pterothorax, anterior half of metasternum and the posterior half of III visible abdominal sternum picceous.

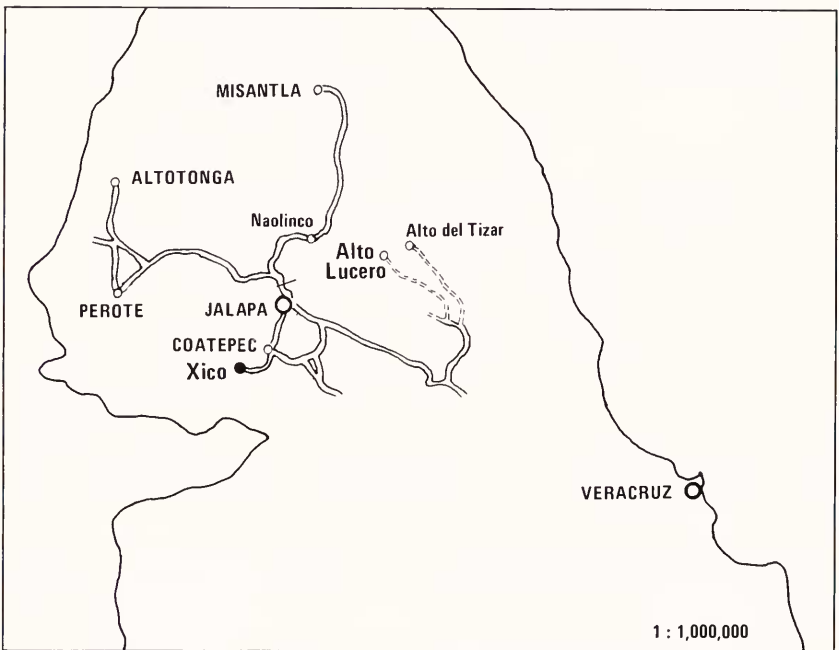


Figure 1. Alto del Tizar and Xico (Veracruz), both recorded as localities for *O. flohri* in Mexico.

The specimen is labeled: MEXICO: Veracruz, Coatepec, Xico, 20. V. 1994, J. Márquez col., *ex* hongo de tronco en descomposición. Specimen is deposited in JLN collection.

### *Oxyporus mexicanus* Fauvel

This species is known from Durango, Guerrero, Oaxaca and Morelos (Navarrete-Heredia 1992). The following label data provide additional information on distribution and hosts visited by individuals of *O. mexicanus*:

MEXICO: Jalisco, Tequila, Volcán de Tequila, Bosque de Encino, 2800 m. 24.VI.1994, E. Martínez, I. Báez, H. Fierros, D. Pérez cols. *ex* *Lyophyllum decastes* II, (16♂, 50♀) (first host and state records) (CNC, CZUG, IBUNAM, IE, AMNH, KSEM, FMNH, JLN, JML). From the same sporophores were collected other beetles and dermapterans belonging to: STAPHYLINIDAE; Aleocharinae (Gyrophagina), Steninae (*Stenus*), Scaphidiinae (*Toxidium*), Tachyporinae (*Sepedophilus*, *Lordithon*, *Tachinus*), Paederinae; NITIDULIDAE; Nitidulinae (*Pallodes*, *Stelidota*); CHRYSOMELIDAE; Alticinae, Cassidinae; ELATERIDAE, CARABIDAE and a single dermapteran family: Forficulidae. Other specimens examined are labeled as: MEXICO: Nayarit, Cerro San Juan, La Noria, 5.VII.1991, M. Villegas col., *ex* *L. decastes* II (first state

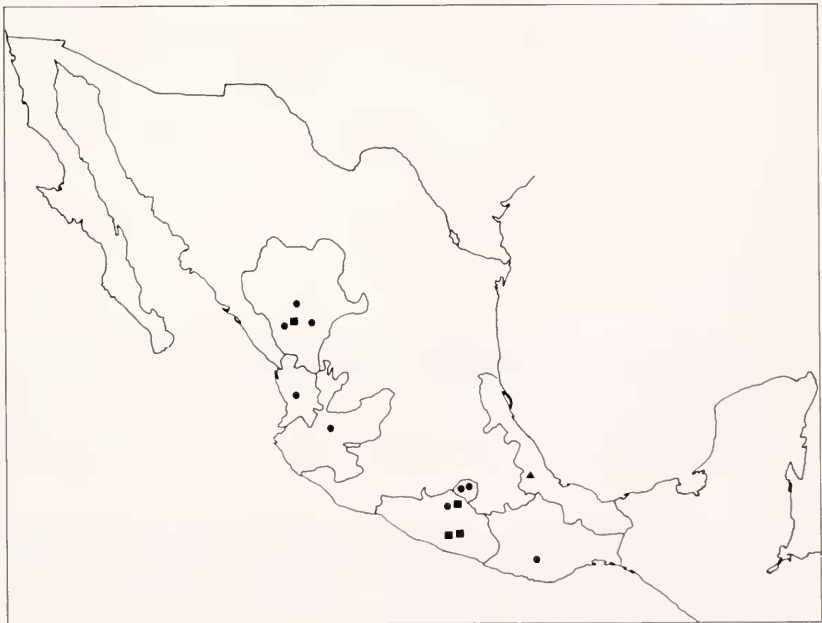


Figure 2. Distribution of species of *Oxyporus* in Mexico: *O. mexicanus* (circles), *O. guerreroanus* Bernhauer (squares), *O. flohri* (triangles).

record) (4♂, 1♀), (CZUG, JLN); MEXICO: Oaxaca, Km 21 carr Yolotepec-Juquila, 1850m, 30-31.VII.1991, J.L. Navarrete, G.A. Quiroz y L. Delgado cols., ex. *Armillariella mellea* II y IIIA, (1♀) (JLN). Fauvel (1866) described this species based on one male and one female from Oaxaca state (without precise geographic locality).

Our discovery is the first specific record from this state and extends its distribution to southern Mexico. This species is the most common and widespread in the country (Fig. 2).

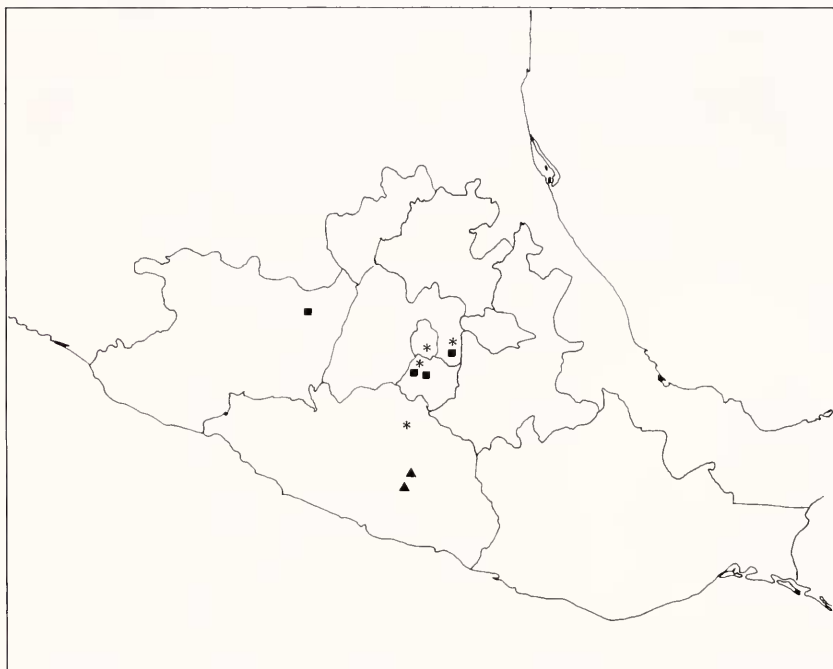


Figure 3. Distribution of species of *Oxyporus* in Mexico: *O. balli* (squares), *O. smithi* Bernhauer (triangles), *O. lawrencei* Campbell (asterisk).

### *Oxyporus balli* Campbell

This is known from Michoacan and Morelos (Campbell 1969; Navarrete-Heredia 1992). One male and four larvae were collected associated with *Cortinarius* sp. II (first host record) in Mexico state (first state record) (Fig. 3). The specimens are labeled: MEXICO: México, Atlauta, San Juan Tepecoculco, 5.XI.1991, J.L. Navarrete col., ex. *Cortinarius* II, (1♂) (JLN).

## ACKNOWLEDGMENTS

The authors acknowledge M. en C. M. Villegas (Herbario, Fac. de Ciencias, UNAM) for the specimens collected by her at Cerro de San Juan; E. Martínez, I. Báez, H. Fierros and D. Pérez, biologist students (Universidad de Guadalajara) for the specimens from Tequila; M. Fierros for identification of the host mushroom from Tequila, and Biol. G.A. Quiroz-Rocha (Universidad de Guadalajara) for her help with the line drawings and critically reviewing the manuscript. Two anonymous reviewers made helpful suggestions, their comments are kindly appreciated.

## LITERATURE CITED

- Campbell, J.M.** 1969. A revision of the New World Oxyporinae (Coleoptera: Staphylinidae). *Can. Entomol.* 101: 225-268.
- Campbell, J.M.** 1990. A new species of *Oxyporus* (Coleoptera: Staphylinidae) and rediscovery of *O. flohri* from Guatemala. *Coleopt. Bull.* 44:211-215.
- Fauvel, M.A.** 1866. Etudes sur les Staphylinides de l'Amérique centrale, principalement du Mexique. *Bull. Soc. linn. Normandie* 10:9-26.
- Navarrete-Heredia, J.L.** 1992. Description of the male of *Oxyporus balli* Campbell, with notes on distribution of *Oxyporus* in Mexico (Coleoptera: Staphylinidae). *J. New York Entomol. Soc.* 100:137-141.
- Sharp, D.** 1887. Staphylinidae. In Godman and Salvin, *Biologia Centrali-Americana*, Coleoptera, Vol. 1, pt. 2. pp. 673-802.

## BOOK RECEIVED AND BRIEFLY NOTED

INSECT LIPIDS. CHEMISTRY, BIOCHEMISTRY, AND BIOLOGY. D.W. Stanley-Samuelson & D.R. Nelson. 1993. Univ. of Nebraska Press. 467 pp. \$30.00 Hdbk.

Based on a recent international symposium, this volume presents research on the frontier of insect biochemistry. Subjects included are lipoproteins and lipid transport, structure and function of *Manduca sexta* hemolymph lipid transfer particle, biological significance of prostaglandins and related eicosanoids in insects, arachidonate metabolism in tick salivary glands, prostanoids and fluid balance in insects, cuticular hydrocarbons and chemical communication, cuticular polar lipids of insects, methyl-branched lipids in insects, hydrocarbon derived sex pheromones, and lipid biochemistry in aphids.